

PRODUCT INFORMATION

Multi Cartridge Filter Housings

Our range of stainless steel multiple cartridge filter vessels are the result of many years experience in observing the market requirements for filter vessels. The result is a range of products that cater for most common industrial type filtration applications.

Our products are manufactured in the UK to the highest standards. All products are hydrotested prior to despatch and will be marked with the appropriate pressure codings.

Standard filter housings feature quick change vee band clamp closures or flat bolted lids with quick release eye nuts and swing bolts. These methods simplify the method of access to the filter cartridges making cartridge changeouts very quick and simple.

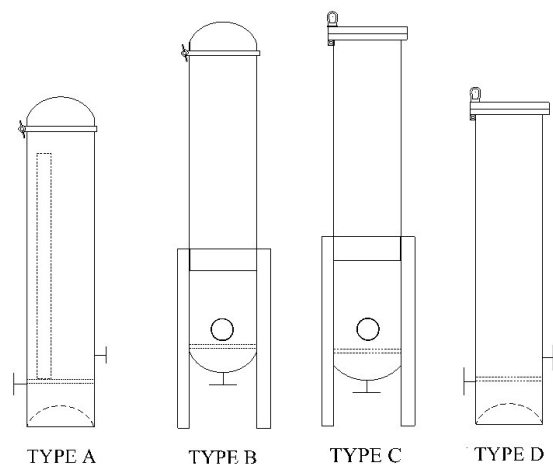
All common cartridge sealing designs are catered for. All vessels as standard offer a combination sealing arrangement that caters for both double open ended cartridge designs and the more secure 222 double O ring plug in style.



DESIGN FEATURES

Materials	316L or 304 stainless steel for wetted Parts
Connections	1" to 3" BSP male DIN and ANSI Flanges to 6" Triclamp and RJT to 3"
Finish	External bead blast as standard
Pressure:	Up to 10 bar as standard
Closure:	Vee band clamp or quick release bolt
Cartridge styles	DOE 222/fin 226/fin

HOUSING STYLES



Prosep Filter Systems Ltd
Unit G19, River Bank Way,
Lowfields Business Park, Elland,
West Yorkshire HX5 9DN

Phone: 01422 377367
Fax: 01422 377369
email: sales@prosep.co.uk
www.prosep.co.uk

for all your filter requirements

PRODUCT INFORMATION

Housing dimensions Type A

Three cartridge vessel

Cartridge length	A	B	C	D	E
10"	651	230	114	280	200
20"	901	230	114	280	450
30"	1151	230	114	280	700
40"	1441	230	114	280	950

Five cartridge vessel

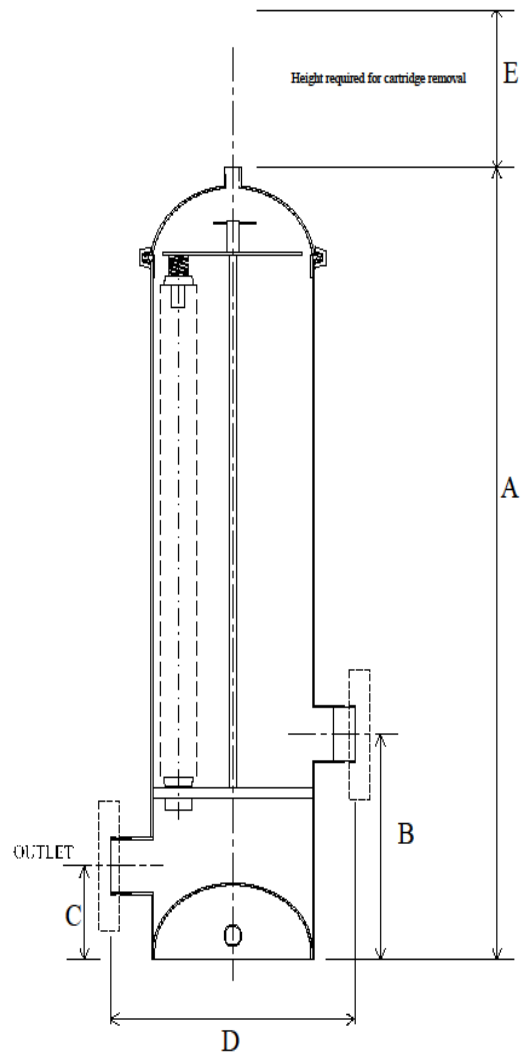
Cartridge length	A	B	C	D	E
10"	651	230	114	330	200
20"	901	230	114	309	450
30"	1151	230	114	309	700
40"	1441	230	114	309	950

Eight cartridge vessel

Cartridge length	A	B	C	D	E
10"	651	230	114	386	200
20"	901	230	114	386	450
30"	1151	230	114	386	700
40"	1441	230	114	386	950

Ten cartridge vessel

Cartridge length	A	B	C	D	E
10"	651	284	114	424	200
20"	901	284	114	424	450
30"	1151	284	114	424	700
40"	1441	284	114	424	950



Prosep Filter Systems Ltd
Unit G19, River Bank Way,
Lowfields Business Park, Elland,
West Yorkshire HX5 9DN

Phone: 01422 377367
Fax: 01422 377369
email: sales@prosep.co.uk
www.prosep.co.uk

for all your filter requirements

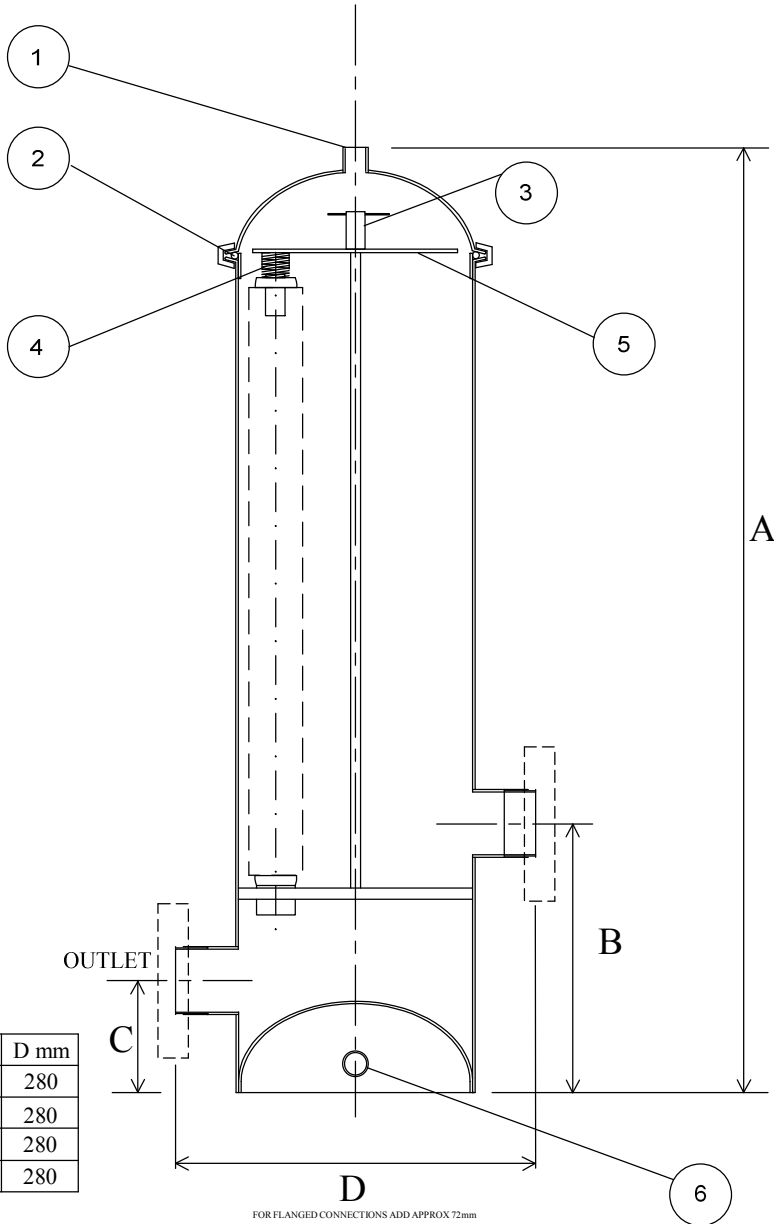
PARTS IDENTIFICATION		
1	VENT CONNECTION	1/2" BSP(F) PLUGGED
2	LID O RING	
3	COMPRESSION PLATE NUT	
4	SPRING AND CUP	
5	COMPRESSION PLATE	
6	DRAIN PORT	

CONNECTIONS	
INLET	2" BSP M
OUTLET	2" BSP M
VENT	1/2" BSP - PLUGGED
DRAIN	1/2" BSP SOCKET- PLUGGED

PART NUMBER 2"BSPM	A mm	B mm	C mm	D mm
CA131020AE6P 3 RND 10"	651	230	114	280
CA132020AE6P 3 RND 20"	901	230	114	280
CA133020AE6P 3 RND 30"	1151	230	114	280
CA134020AE6P 3 RND 40"	1441	230	114	280

DESIGN PRESSURE Bar g		DESIGN TEMPERATURE Deg C	
LIQUID	GAS	MIN	MAX
10	N/A	0	110

This vessel design is suitable at the operating parameters stated, for all liquids and gases classified as Group 2 and all liquids in Group 1 except for those classified as oxidising or explosive



DRWG NO. CA1520	DATE 05/03/2010	TITLE CARTRIDGE VESSEL CA SERIES	Prosep Filter Systems Ltd G19 River Bank Way Lowfields Business Park Elland HX5 9DN Tel: 01422 377367 Fax: 01422 377369
REVISION	DATE	SIGN	
		MATERIAL 316L STAINLESS STEEL FOR WETTED PARTS	