



# PROPOR PES Filter Cartridges

- liquid filters
- polyethersulphone membrane

PROPOR PES utilises the unique properties of a patented microbially retentive polyethersulphone membrane to provide sterile filtration to meet the specific needs of the pharmaceutical industry.

PROPOR PES membrane has an asymmetrical pore structure with a high voids volume, which offers high dirt holding capacity, resulting in higher throughputs and higher flow rates than symmetrical membranes.

PROPOR PES filters have low chemical and protein binding characteristics which results in minimal levels of material lost to adsorption. They can handle a wide range of liquids across the full pH range including many organic solvents. The filter cartridges have low extractable levels. The membrane is inherently hydrophilic and the filters can be easily and repeatedly integrity tested.

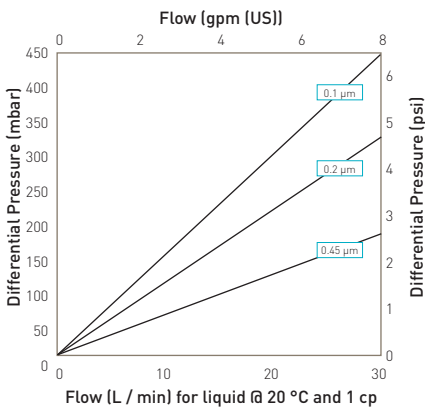
## Features and Benefits

- 0.1, 0.2 and 0.45 micron polyethersulphone membrane
- Microbially retentive and validated to ASTM F838-05 methodology
- High throughputs and flow rates
- Low adsorption of chemicals and proteins
- Wide range of chemical compatibility
- Inherently hydrophilic membrane



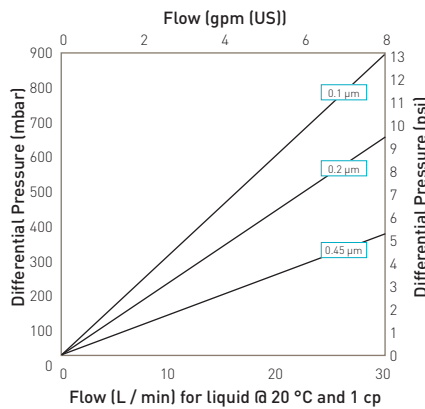
Note: PROPOR is a registered trademark of Parker domnick hunter

## Performance Characteristics



For K size for a given flow rate multiply 10" size differential pressure by 2

**10" Size (250 mm) Cartridge**



For A size for a given flow rate divide B size differential pressure by 2  
For E size for a given flow rate multiply B size differential pressure by 2

**B Size (65 mm) Cartridge**

## Specifications

### Materials of Construction

- Filtration Membrane: Polyethersulphone
- Upstream Support: Polyester+
- Downstream Support: Polyester+
- Inner Support Core: Polypropylene
- Outer Protection Cage: Polypropylene
- End Caps: Nylon+
- End Cap Insert: 316L Stainless Steel
- Capsule Body: Nylon+
- Capsule Vent Seals: Silicone
- Filling Bell: Polycarbonate

+ Polypropylene option available for solvent filtration

### Food and Biological Safety

Materials conform to the relevant requirements of 21CFR Part 177, EC1935 / 2004 and current USP Plastics Class VI - 121 °C and ISO10993 equivalents.

### Recommended Operating Conditions

Up to 70 °C (158 °F) continuous operating temperature and higher short-term temperatures during CIP to the following limits:

Temperature °C	Temperature °F	Max. Forward dP (bar)	Max. Forward dP (psi)
20	68	5.0	72.5
40	104	4.0	58.0
60	140	3.0	43.5
80	176	2.0	29.0
90	194	1.0	14.5
>100 (Steam)	>212 (Steam)	0.3	4.0

### Effective Filtration Area (EFA)

10" (250 mm) 0.57 m<sup>2</sup> (6.1 ft<sup>2</sup>)

### Cleaning and Sterilisation

PROPOR PES cartridges can be repeatedly steam sterilised in situ or autoclaved at up to 130 °C (266 °F). They can be sanitised with hot water at up to 90 °C (194 °F) and are compatible with a wide range of chemicals. Capsules can be repeatedly autoclaved up to 130 °C (266 °F).

For detailed operational procedures and advice on cleaning and sterilisation, please contact the Technical Support Group through your usual Parker domnick hunter contact.

### Retention Characteristics

PROPOR PES sterilising grade filters are validated by bacterial challenge testing to methods specified in ASTM F838-05 (10<sup>7</sup> organisms / cm<sup>2</sup> EFA minimum) with typical in-house challenge levels being 10<sup>11</sup> organisms per 10" module.

### Integrity Test Data

All filters are integrity testable to the following limits when wet with water and using air as the test gas.

Micron Rating		0.1	0.2	0.45
Diffusional Flow (barg)		4.8	2.8	1.7
Test Pressure (psig)		69.6	40.6	24.9
Max. Diffusional Flow (10 <sup>-7</sup> )		27.0	16.0	16.0
[ml / min]	(K)	12.7	7.5	7.5
	(A)	10.3	6.1	6.1
	(B)	5.1	3.0	3.0
	(E)	2.4	1.4	1.4

Note: Polypropylene option tested in IPA / Water 60 / 40 at reduced test pressure.

### Recommended Rinse Volume

Prior to use - 3 litres per 10" (250 mm) filter cartridge.

### Pharmaceutical Validation

A full validation guide is available upon request from Laboratory Services Group (LSG).

## Ordering Information

### Cartridges

ZCMS [ ] - [ ] [ ] [ ] [ ] [ ]

Code   Length (Nominal)	Code   Micron	Code   Endcap (10")	Code   Variant	Code   O-rings	Code   Specification
B 2.5" (65 mm)	010 0.1 µm	B dh DOE	E Electronics	E EPDM	X All Polypropylene Componentry
A 5" (125 mm)	020 0.2 µm	C BF / 226 Bayonet	P Pharmaceutical	S Silicone	
K 5" (125 mm)	045 0.45 µm	G Recess / 222		V Viton	
1 10" (250 mm)	065 0.65 µm	N Internal 213			
2 20" (500 mm)	080 0.80 µm	R BF / 222 Bayonet			
3 30" (750 mm)	120 1.20 µm				
4 40" (1000 mm)					

Code   Endcap (Demi)
SK Retrofit
T TRUESEAL
Y Demi Stub
Z Demi A & B Std

### DEMICAP Capsules

ZEMS [ ] - [ ] [ ] [ ] - [ ] [ ] [ ] - [ ] [ ]

Code   Length (Nominal)	Code   Micron	Code   Inlet Connection	Code   Outlet Connection	Code   Variant	Code   Grade	Code   Pack N°	Code   Accessory
E 4.4" (113 mm)	010 0.1 µm	T 1" Tri-Clamp	T 1" Tri-Clamp	P Pharmaceutical	N Non-sterile	3 Pack of 3	FB Filling Bell
B 5.5" (140 mm)	020 0.2 µm	N 1/2" NPT Male	N 1/2" NPT Male		S Pre-sterilised γ (>25 kGy)	X All Polypropylene Componentry	
A 7.9" (200 mm)	045 0.45 µm	H 1/2" Hosebarb	H 1/2" Hosebarb				
	065 0.65 µm	G Stepped Hosebarb	G Stepped Hosebarb				
	080 0.80 µm	M 1/4" NPT Male	M 1/4" NPT Male				
	120 1.20 µm	Q Walther QC	Q Walther QC				
		R Grommel / QC	R Grommel / QC				

*G & H styles only*

PROSEP FILTER SYSTEMS LTD  
Unit G19  
River Bank Way  
Lowfields Business Park  
Elland  
West Yorkshire  
HX5 9DN

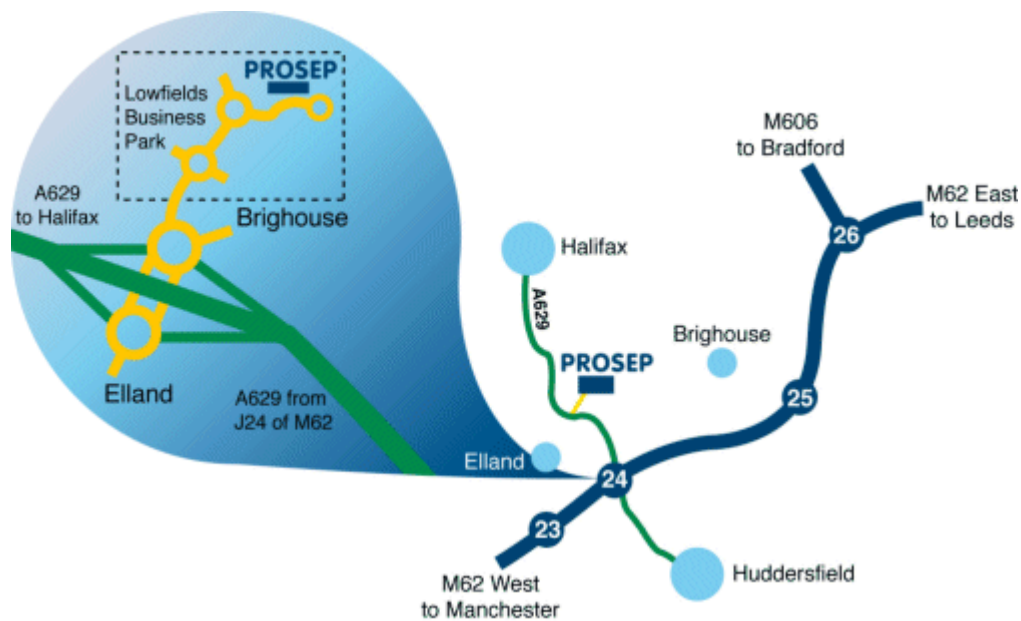
**Tel: 01422 377367**

**Fax: 01422 377369**

Email: [enquiries@prosep.co.uk](mailto:enquiries@prosep.co.uk)

[www.prosep.co.uk](http://www.prosep.co.uk)

**Map and Directions to Prosep Filters Limited**



Leave M62 at Junction 24.

At roundabout adjacent to Cedar Court Hotel take 2nd exit onto dual carriageway (A629), signposted Halifax.

Take 1st exit slip road.

At roundabout at end of sliproad, take 3rd exit off.

This is the entrance to Lowfields Business Park.

Proceed straight over 1st roundabout.

At next roundabout take 2nd exit onto River Bank Way - Prosep Filters can be found on the left after the S-bend.

[Link to Google Maps](#)