

# HIL Filter Housings

Industrial Liquid



- Industrial liquid housing for prefiltration and clarification duties
- STANDARD product
  - BSP (G) or NPT connections and standard finish
- PLUS product
  - Available in 3 different vessel classes: Standard (CE), Atex and High Pressure
  - Standard and electropolished surface finishes available
  - A number of inlet / outlet port connections
  - Choice of BSP (G) / ISO 228, NPT or no vent
  - Choice of BSP (G) / ISO 228 or NPT drain
  - Option of C (226) location and fabricated (not cast) head

## Specification

### STANDARD Range

#### Materials of Construction

- Housing: Cast Head - Stainless Steel  
Bowl - 316L - Stainless Steel
- Seals: EPDM FDA
- Clamps: 304 Stainless Steel

#### Surface Finish

- Internal: As Welded
- External: Polished 0.8  $\mu\text{m Ra}$  (32  $\mu\text{In Ra}$ )

All finished pickled and passivated

### PLUS Range

#### Materials of Construction

- Housing: Cast Head - 316L Stainless Steel  
Bowl - 316L - Stainless Steel
- Seals: EPDM FDA  
PTFE FDA  
Silicone FDA  
Viton® / FKM FDA
- Clamps: 304 Stainless Steel

#### Surface Finish

##### Two Finishes Available

- Standard Finish  
Head-Cast, Pickled and Passivated  
Bowl Internal: As Welded  
Pickled and Passivated  
Bowl External: Polished 0.8  $\mu\text{m Ra}$  (32  $\mu\text{In Ra}$ )

- Standard Electropolished Finish  
Head-Cast, Electropolished  
Bowl Internal: Electropolished  
Bowl External: Polished 0.8  $\mu\text{m Ra}$  (32  $\mu\text{In Ra}$ )

All finished pickled and passivated

#### Welding

All assembly welds are full penetration.  
All welds are crevice and undercut free.  
Weld finish and detail drawings available upon request.

#### Certification

Supplied as standard with vessel inspection certificate.

#### Material Test Certification

EN10204 3.1 supplied upon request.

#### Design Code

Housings designed in accordance with the European Council Pressure Equipment Directive (PED) 97/23/EC and the UK statutory Pressure Equipment Regulations (PER) 1999 N° 2001.

#### Design Basis

ASME VIII Division 1.

## STANDARD Range

Working Condition PED 97/23/EC			Maximum Pressure		
Fluid Group	State	Temperature	011	012	013
Non Dangerous	Liquid / Gas	150 °C (302 °F)	10 barg (145 psig)	10 barg (145 psig)	10 barg (145 psig)
Dangerous	Liquid / Gas	150 °C (302 °F)	5 barg (73 psig)	5 barg (73 psig)	5 barg (73 psig)
PED Conformity Assessment Category			SEP	CAT I	CAT I
Volume (litres)			3.2	5.1	7.0

## PLUS Range

Working Condition PED 97/23/EC			Maximum Pressure			
Fluid Group	State	Temperature	011	012	013	014
Non Dangerous	Gas / Vapour	150 °C (302 °F)	10 barg (145 psig)	10 barg (145 psig)	10 barg (145 psig)	10 barg (145 psig)
Dangerous	Gas / Vapour	150 °C (302 °F)	5 barg (73 psig)	5 barg (73 psig)	5 barg (73 psig)	5 barg (73 psig)
Non Dangerous	Liquid	150 °C (302 °F)	10 barg (145 psig)	10 barg (145 psig)	10 barg (145 psig)	10 barg (145 psig)
Dangerous	Liquid	150 °C (302 °F)	5 barg (73 psig)	5 barg (73 psig)	5 barg (73 psig)	5 barg (73 psig)
PED Conformity Assessment Category			Code B & D Code C	SEP SEP	CAT I SEP	CAT I CAT I
Volume (litres)			Code B & D Code C	3.2 2.9	5.1 4.8	7.0 6.7

Working Condition PED 97/23/EC			Maximum Pressure			
Fluid Group	State	Temperature	011	012	013	014
Non Dangerous	Gas / Vapour	135 °C (275 °F)	10 barg (145 psig)	10 barg (145 psig)	10 barg (145 psig)	10 barg (145 psig)
Dangerous	Gas / Vapour	135 °C (275 °F)	5 barg (73 psig)	5 barg (73 psig)	5 barg (73 psig)	5 barg (73 psig)
Non Dangerous	Liquid	135 °C (275 °F)	10 barg (145 psig)	10 barg (145 psig)	10 barg (145 psig)	10 barg (145 psig)
Dangerous	Liquid	135 °C (275 °F)	5 barg (73 psig)	5 barg (73 psig)	5 barg (73 psig)	5 barg (73 psig)
PED Conformity Assessment Category			Code B & D Code C	SEP SEP	CAT I SEP	CAT I CAT I
Volume (litres)			Code B & D Code C	3.2 2.9	5.1 4.8	7.0 6.7

Working Condition PED 97/23/EC			Maximum Pressure			
Fluid Group	State	Temperature	011	012	013	014
Non Dangerous	Gas / Vapour / Liquid	205 °C (401 °F)	16 barg (232 psig)	16 barg (232 psig)	16 barg (232 psig)	16 barg (232 psig)
PED Conformity Assessment Category			Code B & D Code C	CAT I 2.9	CAT I 4.8	CAT I 6.7
Volume (litres)			Code B & D Code C	3.2 SEP	5.1 CAT I	7.0 CAT I

Note: All housings are full vacuum rated.

# HIL Filter Housings

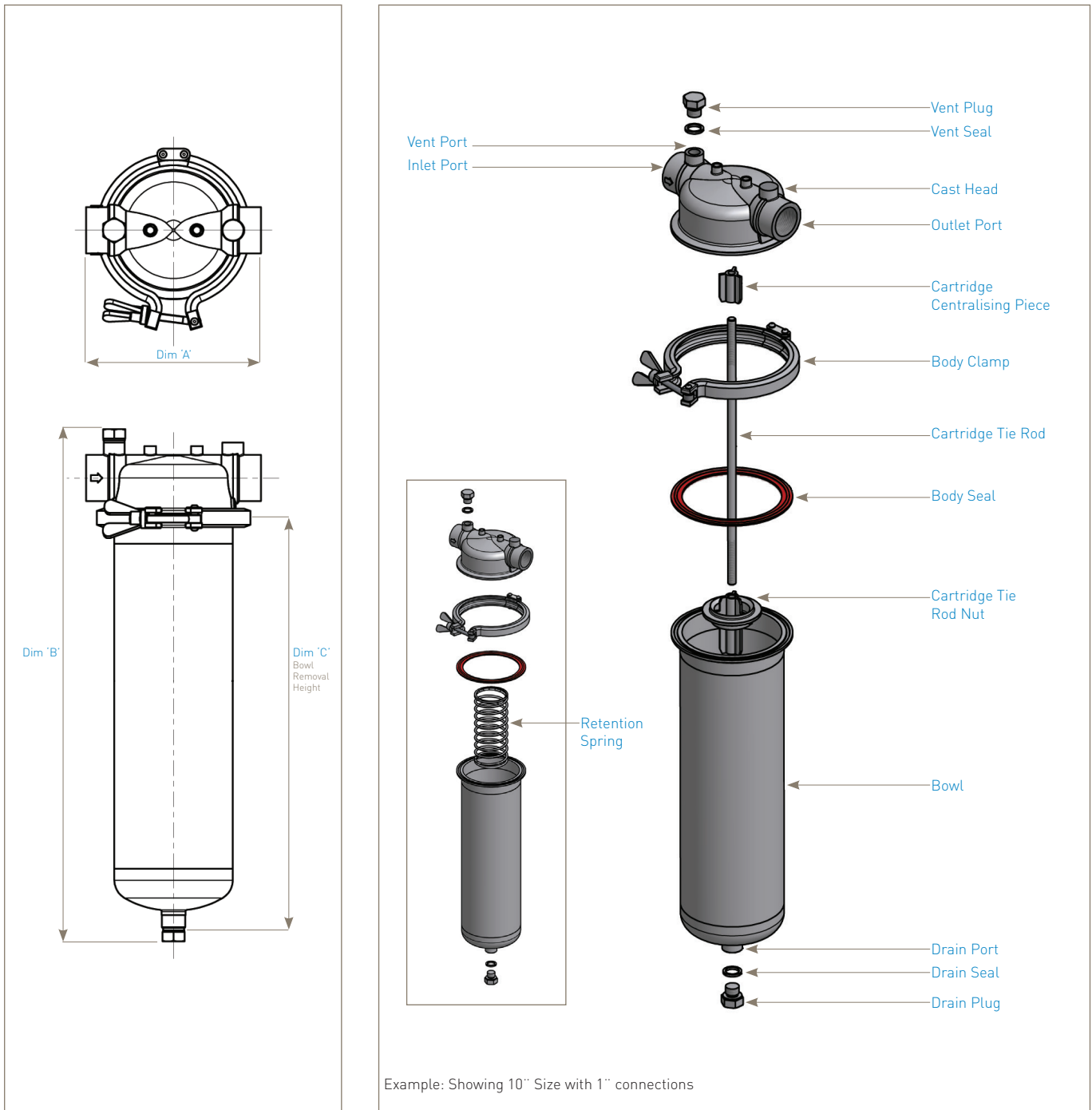
Industrial Liquid



## Physical Characteristics

Bowl Height	Dimensions (mm)			Typical Weight		
	'A'	'B'	'C'	Bowl	Head	Total
250 mm (10")	150 mm (5.9")	441 mm (17.4")	297 mm (11.7")	1.5 Kg (3.3 lbs)	1.2 Kg (2.6 lbs)	3.8 Kg (8.4 lbs)
500 mm (20")	150 mm (5.9")	691 mm (27.2")	550 mm (21.7")	2.5 Kg (5.5 lbs)	1.2 Kg (2.6 lbs)	4.9 Kg (10.8 lbs)
750 mm (30")	150 mm (5.9")	936 mm (26.9")	814 mm (32.0")	3.5 Kg (7.7 lbs)	1.2 Kg (2.6 lbs)	6.0 Kg (13.2 lbs)

Dimensions shown are based on the STANDARD range. For accurate dimensions, please contact Parker domnick hunter.



The PLUS product range is available with many options of connections, vents, drains, surface finish, seals classification, etc. Please see product coding.

## STANDARD Range - 10" to 30"

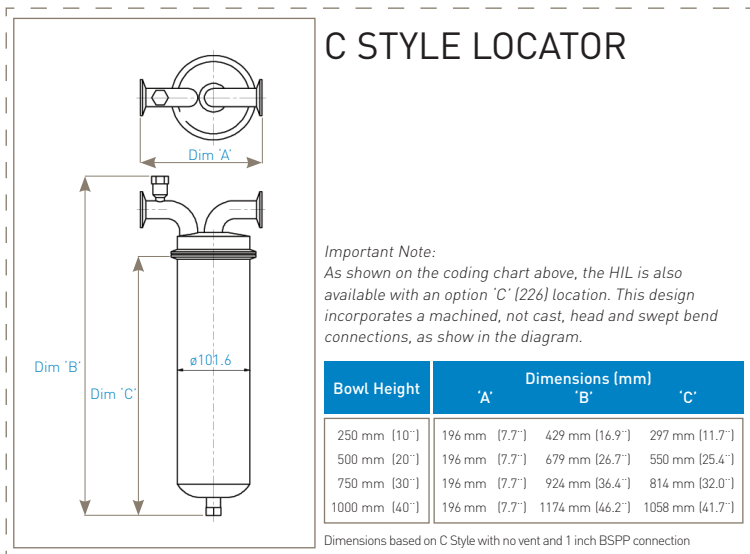
HIL  01   -  -

Code   Vessel Class	Code   Length (Nominal)	Code   Connection Size	Code   Standard	Code   Cartridge	Code   Seal
CE Standard	1 10" (250 mm) 2 20" (500 mm) 3 30" (750 mm)	B 1" (25.4 mm)	B BSPP (G) / ISO 228 N NPT	B DOE D 222	E EPDM

## PLUS Range - 10" to 40"

HIL  01    -  -  -

Code   Vessel Class	Code   Length (Nominal)	Code   Connection Size	Code   Standard	Code   Cartridge	Code   Seal	Code   Vent	Code   Drain																		
CE Standard AT ATEX HP* High Pressure	1 10" (250 mm) 2 20" (500 mm) 3 30" (750 mm) 4 40" (1000 mm)	B 1" (25.4 mm) Y 1 1/2" (38.1 mm)	B <sup>(1)</sup> BSPP (G) / ISO 228 F <sup>(2)</sup> FLANGE ANSI cl.150 H FLANGE ANSI cl.300 L FLANGE ISO / DIN N <sup>(1)</sup> NPT (F) T <sup>(1)(3)</sup> Tri-Clamp®	B DOE C 226 D 222	E EPDM P* PTFE S Silicone V Viton® / FKM	B 1/4" BSPP (F) / G 1/4" N 1/4" NPT (F) X <sup>(3)</sup> No Vent	B 1/4" BSPP (G) 1/4" N 1/4" NPT																		
* Supplied complete with a double bolted clamp		<sup>(1)</sup> Only available in 1" connection <sup>(2)</sup> Not suited for High Pressure Vessels. HP Vessels to use ANSI RF-300. <sup>(3)</sup> Only available with 'C' Style cartridge configuration		* Double bolted clamp required		<sup>(3)</sup> Only available with 'C' Style cartridge configuration																			
				<table border="1"> <thead> <tr> <th>Code   Surface Finish</th> <th>Internal</th> <th>External</th> </tr> </thead> <tbody> <tr> <td>E Standard Electropolished</td> <td>Electropolished</td> <td>0.8 µm</td> </tr> <tr> <td>I Standard</td> <td>As Welded</td> <td>0.8 µm</td> </tr> </tbody> </table>		Code   Surface Finish	Internal	External	E Standard Electropolished	Electropolished	0.8 µm	I Standard	As Welded	0.8 µm	<table border="1"> <thead> <tr> <th>Code   Tagged</th> <th>Yes</th> <th>No</th> </tr> </thead> <tbody> <tr> <td>T</td> <td>Yes</td> <td>No</td> </tr> <tr> <td>X</td> <td>No</td> <td>No</td> </tr> </tbody> </table>		Code   Tagged	Yes	No	T	Yes	No	X	No	No
Code   Surface Finish	Internal	External																							
E Standard Electropolished	Electropolished	0.8 µm																							
I Standard	As Welded	0.8 µm																							
Code   Tagged	Yes	No																							
T	Yes	No																							
X	No	No																							
				For Tagged Options customer identification numbers required at time of ordering																					



PROSEP FILTER SYSTEMS LTD  
Unit G19  
River Bank Way  
Lowfields Business Park  
Elland  
West Yorkshire  
HX5 9DN

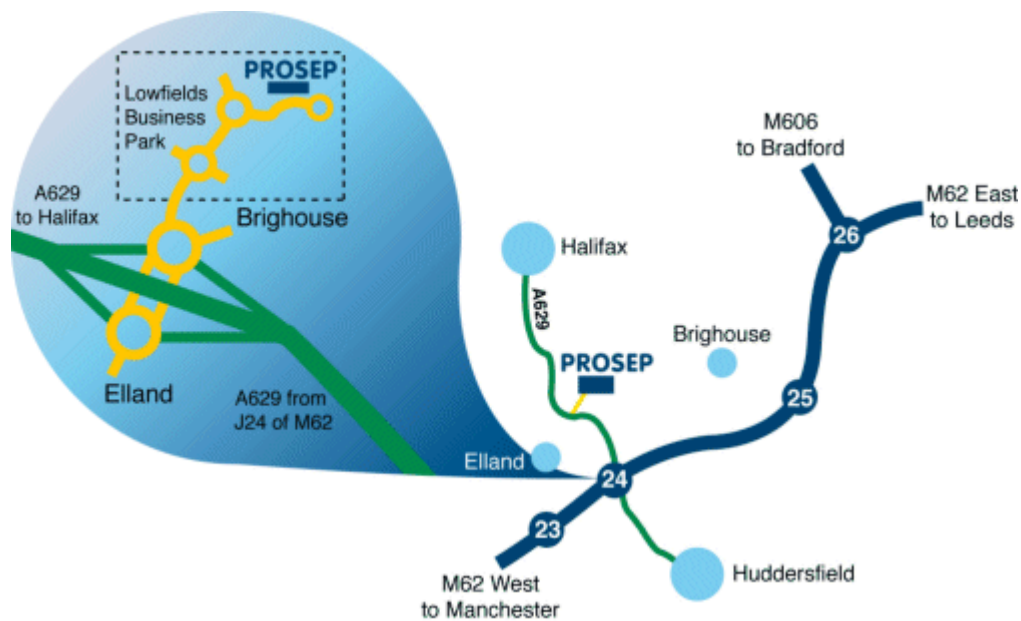
**Tel: 01422 377367**

**Fax: 01422 377369**

Email: [enquiries@prosep.co.uk](mailto:enquiries@prosep.co.uk)

[www.prosep.co.uk](http://www.prosep.co.uk)

**Map and Directions to Prosep Filters Limited**



Leave M62 at Junction 24.

At roundabout adjacent to Cedar Court Hotel take 2nd exit onto dual carriageway (A629), signposted Halifax.

Take 1st exit slip road.

At roundabout at end of sliproad, take 3rd exit off.

This is the entrance to Lowfields Business Park.

Proceed straight over 1st roundabout.

At next roundabout take 2nd exit onto River Bank Way - Prosep Filters can be found on the left after the S-bend.

[Link to Google Maps](#)